
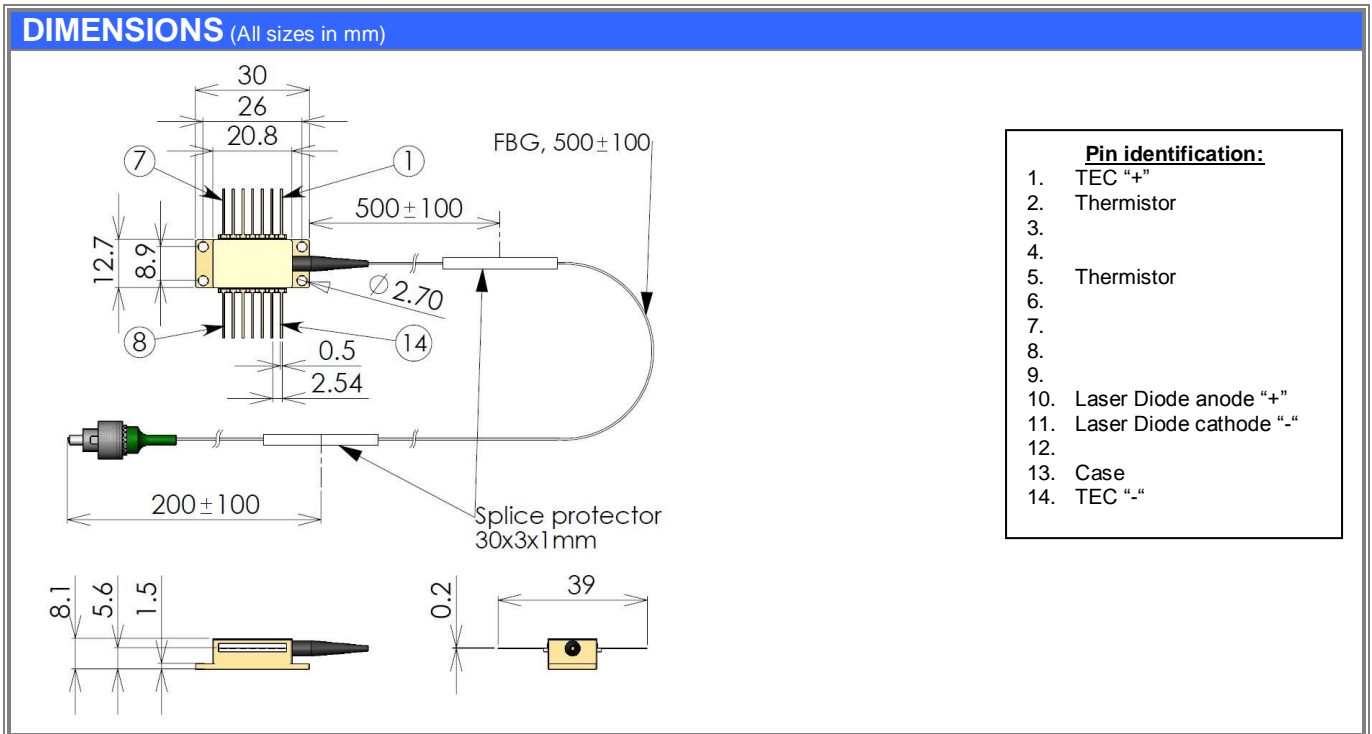
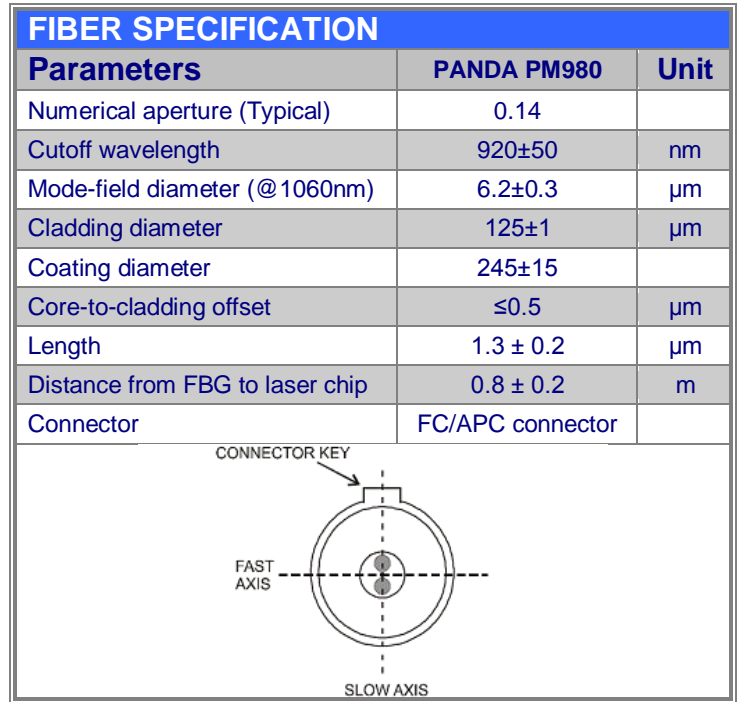
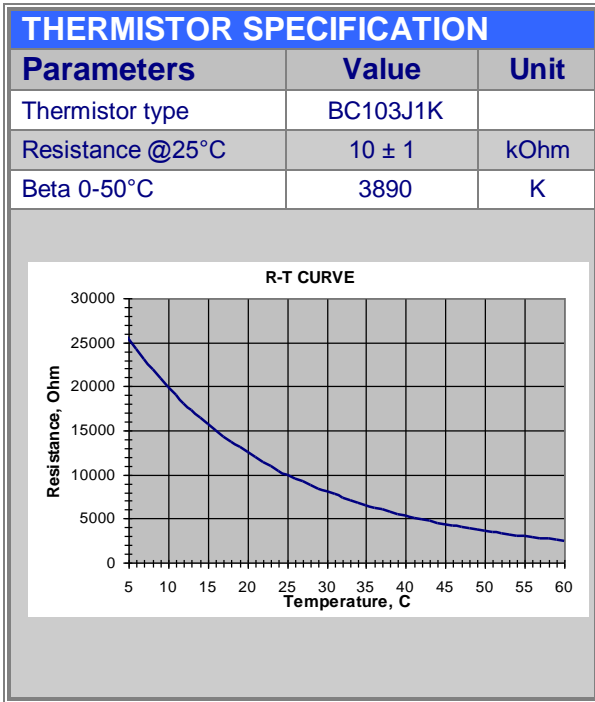
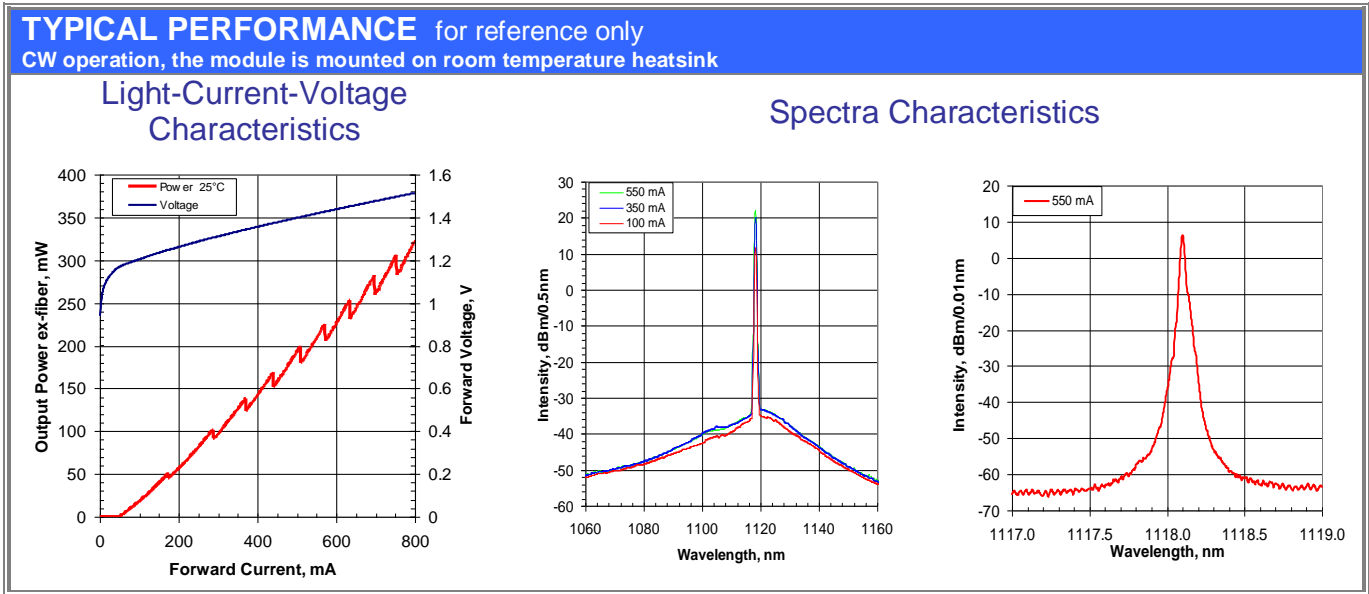


LD-112x-FBG-200	
Fiber Bragg Grating wavelength locked Laser Diode – 200mW @ 1118nm/1122nm	
	<p>Features:</p> <ul style="list-style-type: none"> • 200mW output power in <0.1nm spectral line • Proprietary mirror coating technology enabling high reliability • CW or pulse (down to 2ns pulse width) operation <hr/> <ul style="list-style-type: none"> • High reliable Au/Sn-technology • Polarization maintaining Corning PM980 fiber
Specification	DATE: 16 th December 2009

SPECIFICATIONS					
Test conditions: CW operation, thermistor temperature 25°C					
Parameters	Symb.	Min.	Typ.	Max.	Unit
Output power	P_{out}	200			mW
Peak wavelength at P_{out}	λ_P	1117.5	1118.0	1118.5	nm
		1121.5	1122.0	1122.5	
Spectral Bandwidth @ -3dB level at P_{out}	$\Delta\lambda$			100	pm
Wavelength shift with FBG temperature	$\Delta\lambda/\Delta T_{FBG}$		7	10	pm/°C
Threshold current	I_{th}		50	100	mA
Operating current at P_{out}	I_{op}		500	700	mA
Forward voltage at P_{out}	V_f		1.4	1.6	V
Polarization Extinction Ratio	PER	15	18		dB
Recommended operating temperature (on thermistor)	T_{op}	15	25	30	°C

ABSOLUTE MAXIMUM RATINGS			
Parameters	Min.	Max.	Unit
Laser Diode reverse voltage		2	V
Laser Diode CW forward current		800	mA
Thermo Electric Cooler current		3	A
Thermo Electric Cooler voltage		4	V
Storage temperature range (in original sealed pack)	5	80	°C
Case operating temperature range	10	50	°C





SAFETY AND OPERATING INSTRUCTIONS

The laser light emitted from this device is invisible and will be harmful to the human eye. Avoid looking directly into the output fiber or into the collimated beam along its optical axis when the device is in operation. Proper laser safety eyewear must be worn during operation.

Operating the laser diode outside of its maximum ratings may cause device failure or a safety hazard. Power supplies used with the component must be employed such that the maximum forward current cannot be exceeded. A proper heatsink for the laser diode module on thermal radiator is required. The module must be mounted on radiator with screws (bolt down in X-style fashion with initial torque set to 0.075Nm and final X-style bolt down at 0.15Nm) or clamps. The deviation from flatness of radiator surface must be less than 0.05mm. It's recommended using of In-foil or similar between bottom of the module and heatsink for thermal interface.

Carefully handle the fragile fiber, do not apply any stress, do not pull the fiber, do not bend fiber with a radius smaller than 3cm. Operate the laser module with clean fiber connector only. Periodically check and clean the connector if necessary. To clean the connector use suitable fiber cleaning tools (e.g. special cleaning tissue for optics). Perform cleaning only while the laser is switched off. Protect the fiber connector with protection cap while it's unplugged.

ESD PROTECTION – Electrostatic discharge is the primary cause of unexpected Laser Diode failure. Take extreme precaution to prevent ESD. Use wrist straps, grounded work surfaces and rigorous antistatic techniques when handling laser diodes.

LASER RADIATION
AVOID EXPOSURE TO THE BEAM
CLASS 3B LASER PRODUCT

CAUTION
STATIC SENSITIVE DEVICE
OBSERVE PRECAUTIONS

DANGER

VISIBLE AND/OR INVISIBLE LASER RADIATION
AVOID EYE OR SKIN EXPOSURE TO
DIRECT OR SCATTERED RADIATION

DIODE LASER
MAX POWER 0.5W
WAVELENGTH 1000 - 1400 nm
CLASS IIIb LASER PRODUCT

NOTE: Innolume product specifications are subject to change without notice.